

BCIT PROFILE OF HIGH SCHOOL GRADUATES

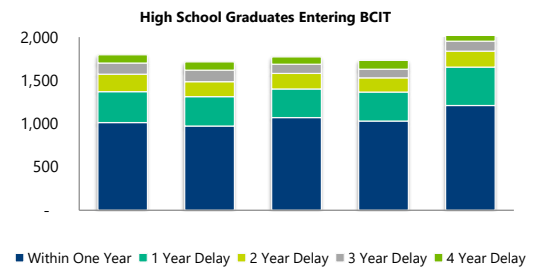
The following report provides information about B.C. public high school students who subsequently enrol at BCIT within one year of their high school graduation.

High School Graduates Entering BCIT

High School Graduating Year	2017/2018	2018/2019	2019/2020	2020/21	2021/22
2016/2017	1,013	339	181	101	90
2017/2018		974	329	164	116
2018/2019			1,071	334	185
2019/2020				1,031	443
2020/2021					1,210
Total High School Graduates	1,796	1,714	1,772	1,731	2,044

Note: Highlighted data indicates the number of high school students who enrolled in BCIT within a year of graduating

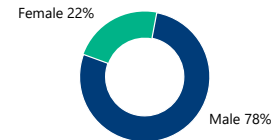
Five Year Historical Trends



Gender of Those Attending BCIT within One Year of Graduating

	2017/2018	2018/2019	2019/2020	2020/2021	2021/2022
Female	317	326	406	542	447
Male	1,254	1,293	1,366	1,477	1,597
Total	1,571	1,619	1,772	2,019	2,044

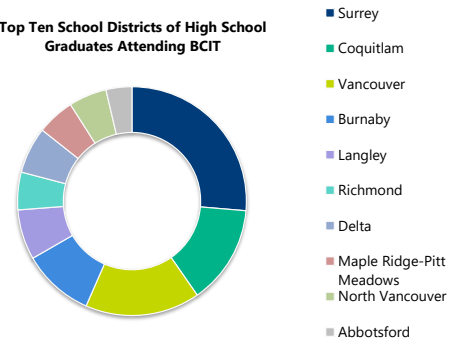
Gender Breakdown



School Districts of High School Students Who Attend BCIT within One Year of Graduating

	2017/2018	2018/2019	2019/2020	2020/2021	2021/22
Surrey	333	319	372	388	461
Coquitlam	194	204	223	186	245
Vancouver	222	228	213	235	284
Burnaby	138	127	140	134	177
Langley	82	125	133	111	124
Richmond	67	82	96	99	93
Delta	82	97	92	93	115
Maple Ridge-Pitt Meadows	81	76	91	81	93
North Vancouver	78	70	77	68	94
Abbotsford	34	39	45	46	64

Top Ten School Districts of High School Graduates Attending BCIT

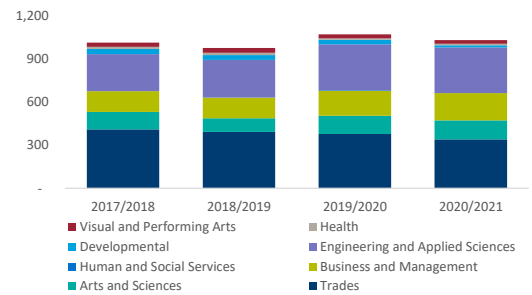


Enrolment by Classification of Instructional Program Clusters (CIP)

	2017/2018	2018/2019	2019/2020	2020/2021	2021/2022
Trades	410	392	378	340	408
Arts and Sciences	121	95	126	132	136
Business and Management	145	143	175	191	212
Human and Social Services		1	3		1
Engineering and Applied Sciences	258	263	320	317	367
Developmental	36	33	32	15	34
Health	15	16	10	11	13
Visual and Performing Arts	29	33	27	25	38
Education	-	-	-		
Total	1,014	976	1,071	1,031	1,209

Note: 'Other' contains enrolments for student who have either not declared a program or are taking course activity outside of their declared program

Enrolments by CIP Cluster



First Credential Awarded by BCIT Entry Year

BCIT Entry Year	First Credential Awarded Year					No Credential Yet	Total Students
	2016/2017	2017/2018	2019/2020	2020/2021	2021/2022		
2016/2017	272	377	72	43	38	537	1,456
2017/2018		311	155	70	50	706	1,571
2018/2019			387	175	84	777	1,622
2019/2020			264	435	238	1,071	1,770
2020/2021				221	487	1,594	1,815
2021/2022					350		
Total Credentials Awarded	272	688	878	944	1,247	4,996	9,270

Source: Student Transitions Project (STP) Pivot Tables

http://www.aved.gov.bc.ca/student_transitions/